

Year
2017

[Click here](#)

Year
2016

[Click here](#)

Year
2015

[Click here](#)

General Instructions

- The Report's twelve sections do not need to be completed in numeric order.
- You can advance from field to field by fr

NECHE, New England Commission of Higher Education
3 Burlington Woods Drive, Suite 100
Burlington, MA 01803-4514

A list of frequently-asked questions about the Annual Report can be found [here](#).

- If you have questions about any information requested in the Annual Report, please contact Laura Gambino, Vice President, at 781-425-7751 or lgambino@neche.org. (If the latter, please include "Annual Report Question" in the subject line.)

Section 1: General Information (Page 2 / 15)

Institution Name:

Salem State University

Street Address:

352 Lafayette Street

City:

Salem

State:

Massachusetts

Zip + 4:

01970-5353

Main Phone Number:

978-542-6000

Main Fax Number:

978-542-6970

Country

United States

Website Address:

www.salemstate.edu

Control:

Public

Religious Affiliation:

No

Profit Status:

Not-For-Profit

Information for Dues Invoice

Billing Contact Name:

Billing Contact Title:

Billing Contact Address:


Salem

State:
Massachusetts

Zip + 4:
01970

Country:
United States

E-Mail q uu



Graduates:
1142

" 1 2 - ()
" ()


.....

8. establishing a joint, dual, or concurrent degree with a non-regionally accredited institution, or in a field of study, degree level, or mode of delivery not previously included in the institution's accreditation;
9. engaging another organization (as by contract) to provide direct instructional services (see [Policy on Contractual Arrangements Involving Courses and Programs](#));
10. establishing electronically offered degree programs (see Policy on Review of Electronically Offered Degree Programs);
11. dropping or reducing programs to an extent that the institution's mission is not being accomplished;
12. initiating any degree program whose requirements for graduation are based on the mastery of competencies rather than the accrual of credit hours;
13. adding courses or programs that represent a significant departure from the existing offerings of educational programs or method of delivery from those that were offered when the institution was most recently evaluated, such as disu

Section 6: Campus Locations (Page 7 / 15)

This section asks for information about all campuses and instructional locations where 50% or more of a degree or credit-bearing certificate is offered.

We currently have the following address as your institute o



Notes:

Program at this Location

Program ID: Existing Program

No

Program Name:

Teacher Leadership, Certificate

Proposed Status:

Active

Degree Level:

Certificate

Annual Enrollment:

2

[What do we mean by "annual enrollment?"](#)

Degree Completion?:

- Yes

Notes:

Off-Campus Locations and Programs

List each off-campus location the institution operates, provide [annual enrollment](#) figures for each, and for branch campuses and other instructional locations, list all programs offered there, each with its own individual enrollment figures (if available). Off-campus locations that are planned to be operational in 2020-2021 should be included.

If your institution completed this section last year, you will find the enrollment for each field pre-populated with a default entry of "0." Please enter the correct enrollment data for 2019-2020. **If a location has closed, please change its status to "Closed" and include the "Date Location Closed."**

Site ID:

Existing SiETMm

Date Location Opened:
09/01/2015

Date Location Closed:
09/01/2018

[\[Why do we need this information?\]](#)

St

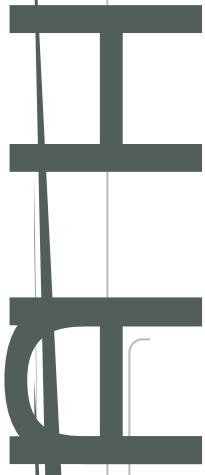
[Empty form box]

Site ID: Existing Site:
aOM4P00000nRTwmUAG Yes

Location Name:
Revere

Location Type:
Instructional Location

Location Status:
Active




Off-Campus Locations and Programs

List each off-campus location the institution operates, provide [annual enrollment](#) figures for each, and for branch campuses and other instructional locations, list all programs offered there, each with its own inbot

Program ID: Existing Program
No

Program Name:
Teacher Leadership, Certificate

Propos



Section 8: Correspondence Educa

Pell Grant recipients	333		333
Non-Pell Grant recipients	611	1	610
	2011-12 cohort	Exclusions to 2011-12 cohort	Adjusted 2011-12 cohort
Pell Grant recipients	84		84
Non-Pell Grant recipients	172		172
	2011-12 cohort	Exclusions to 2011-12 cohort	

Grant recipients	5				0	0
Non-Pell Grant recipients	12				0	0
	Adjusted 2011-12 Cohort	Certificates	Associate's	Bachelor's	Total number awarded by your institution	Percent of adjusted cohort that received an award from your institution
Pell Grant recipients	333			182	182	54.65
Non-Pell Grant recipients	610			243	243	39.84
	Adjusted 2011-12 Cohort	Certificates	Associate's	Bachelor's	Total number awarded by your institution	Percent of adjusted cohort that received an award from your institution
Pell Grant recipients	84			41	41	48.81
Non-Pell Grant recipients	172			63	63	36.63
	Adjusted 2011-12 Cohort	Certificates	Associate's	Bachelor's	Total number awarded by your institution	Percent of adjusted cohort that received an award from your institution
Pell Grant recipients						

Pell Grant recipients	84			53	53	63.10
Non-Pell Grant recipients	5327			851	8542	49.42
	Adjusted Cohort	Certificates ± associate's -tal	Associate's ±	Bachelor's ±	Distributions awarded by your institution	Wasted associate's tal

Grant recipients	5			2	2	20.00
Non-Pell Grant recipients	12			4	4	33.33
	Adjusted 2011-12 Cohort	Certificates	Associate's	Bachelor's	Total number awarded by your institution	Percent of adjusted cohort that received an award from your institution
Pell Grant recipients	333			208	208	62.46
Non-Pell Grant recipients	610			423	423	69.34
	Adjusted 2011-12 Cohort	Certificates	Associate's	Bachelor's	Total number awarded by your institution	Percent of adjusted cohort that received an award from your institution
Pell Grant recipients	84			57	57	67.86
Non-Pell Grant recipients	172			95	95	55.23
	Adjusted 2011-12 Cohort	Certificates	Associate's	Bachelor's	Total number awarded by your institution	Percent of adjusted cohort that received an award from your institution
Pell Grant recipients	809	0	0	450	450	55.62
Non-Pell Grant recipients	1414	0	0	883	883	62.45

Numw

[Empty rounded rectangular box]

.....